

Product Male socket, solder, front fastened
Area M16 connectors IP 67

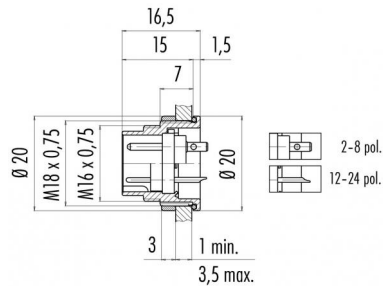
serie 423/ 723/ 425

Pole 8 DIN
Article number 09 0173 80 08

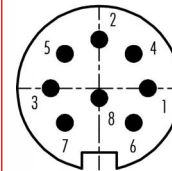
illustration



scale drawing



Contact Arrangement



	X	Y
1	3,50	0,00
2	0,00	3,50
3	-3,50	0,00
4	2,47	2,47
5	-2,47	2,47
6	2,47	-2,47
7	-2,47	-2,47
8	0,00	-0,70

You can find the assembly instruction on the next page.

Technical data

Common values

Connector Design	Male socket
Connector locking system	Screw
Termination	solder
Wire gauge (mm)	0,75 mm ²
Wire gauge (AWG)	20
Upper temperature	+95 °C
Lower temperature	-40 °C

Material


Material of contact	CuZn (brass)
Contact plating	Ag (silver)
Material of contact body	PBT (UL 94 V-0)
Material of housing	zinc diecasting, nickel plated

Cable data

Contacts 8 DIN, male socket, solder, front fastened, silver plated contacts

Electrical values

Rated voltage	60 V
Rated impulse voltage	500 V
Pollution degree	1
Overvoltage category	I
Material group	III
Rated current (40°C)	5 A
Volume resistivity	≤ 5 mΩ
EMV compliance	shielded
Degree of protection	IP 67
Mechanical operation	>500 mating cycles



Product Male socket, solder, front fastened
Area M16 connectors IP 67

serie 423/ 723/ 425

Pole 8 DIN
Article number 09 0173 80 08

Date: 2014-07-20 - Page 2 of 2

Installation instructions / Mounting cutout

