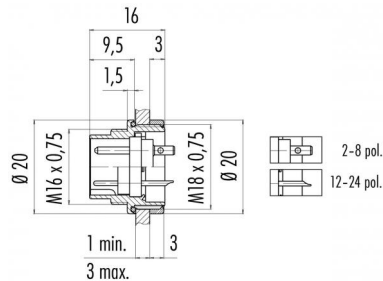


Product Area	Male socket, solder M16 connectors IP 67	serie 423/ 723/ 425	Pole Article number	8 DIN 09 0173 09 08
--------------	---	---------------------	---------------------	------------------------

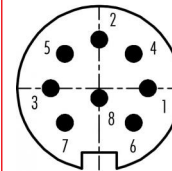
illustration



scale drawing



Contact Arrangement



	X	Y
1	3,50	0,00
2	0,00	3,50
3	-3,50	0,00
4	2,47	2,47
5	-2,47	2,47
6	2,47	-2,47
7	-2,47	-2,47
8	0,00	-0,70

You can find the assembly instruction on the next page.

Technical data

Common values

Connector Design	Male socket
Connector locking system	Screw
Termination	solder
Wire gauge (mm)	0,75 mm <sup>2</sup>
Wire gauge (AWG)	20
Upper temperature	+95 °C
Lower temperature	-40 °C

Material


Material of contact	CuZn (brass)
Contact plating	Au (gold)
Material of contact body	PBT (UL 94 V-0)
Material of housing	zinc diecasting, nickel plated

Cable data

Contacts 8 DIN, male socket, solder, gold plated contacts

Electrical values

Rated voltage	60 V
Rated impulse voltage	500 V
Pollution degree	1
Overvoltage category	I
Material group	III
Rated current (40°C)	5 A
Volume resistivity	≤ 3 mΩ
EMV compliance	shielded
Degree of protection	IP 67
Mechanical operation	>500 mating cycles



Product  
Area

Male socket, solder  
M16 connectors IP 67

serie 423/ 723/ 425

Pole  
Article number

8 DIN  
09 0173 09 08

Installation instructions / Mounting cutout

