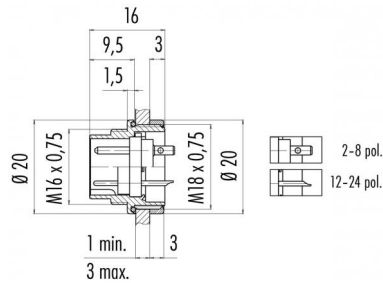


Product Area	Male socket, solder M16 connectors IP 67	serie 423/ 723/ 425	Pole Article number	7 09 0127 00 07
--------------	---	---------------------	---------------------	--------------------

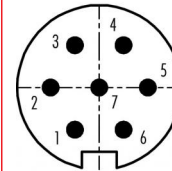
illustration



scale drawing



Contact Arrangement



	X	Y
1	-1,75	-3,03
2	-3,50	0,00
3	-1,75	3,03
4	1,75	3,03
5	3,50	0,00
6	1,75	-3,03
7	0,00	0,00

You can find the assembly instruction on the next page.

Technical data

Common values

Connector Design	Male socket
Connector locking system	Screw
Termination	solder
Wire gauge (mm)	0,75 mm <sup>2</sup>
Wire gauge (AWG)	20
Upper temperature	+95 °C
Lower temperature	-40 °C

Material


Material of contact	CuZn (brass)
Contact plating	Ag (silver)
Material of contact body	PBT (UL 94 V-0)
Material of housing	zinc diecasting, nickel plated

Cable data

Contacts 7, male socket, solder, silver plated contacts

Electrical values

Rated voltage	125 V
Rated impulse voltage	800 V
Pollution degree	1
Overvoltage category	I
Material group	III
Rated current (40°C)	5 A
Volume resistivity	≤ 5 mΩ
EMV compliance	shielded
Degree of protection	IP 67
Mechanical operation	>500 mating cycles



Product  
Area

Male socket, solder  
M16 connectors IP 67

serie 423/ 723/ 425

Pole  
Article number

7  
09 0127 00 07

Installation instructions / Mounting cutout

