

Product Male socket, solder, front fastened
Area M16 connectors IP 67

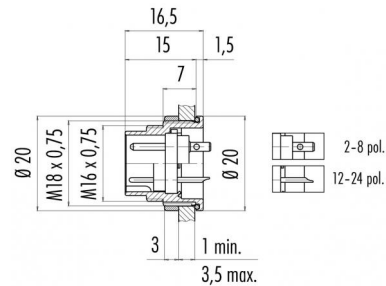
serie 423/ 723/ 425

Pole 5 stereo
Article number 09 0119 80 05

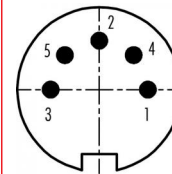
illustration



scale drawing



Contact Arrangement



| | X | Y |
|---|-------|------|
| 1 | 3,50 | 0,00 |
| 2 | 0,00 | 3,50 |
| 3 | -3,50 | 0,00 |
| 4 | 2,47 | 2,47 |
| 5 | -2,47 | 2,47 |

You can find the assembly instruction on the next page.

Technical data

Common values

| | |
|--------------------------|----------------------|
| Connector Design | Male socket |
| Connector locking system | Screw |
| Termination | solder |
| Wire gauge (mm) | 0,75 mm ² |
| Wire gauge (AWG) | 20 |
| Upper temperature | +95 °C |
| Lower temperature | -40 °C |

Material


| | |
|--------------------------|--------------------------------|
| Material of contact | CuZn (brass) |
| Contact plating | Ag (silver) |
| Material of contact body | PBT (UL 94 V-0) |
| Material of housing | zinc diecasting, nickel plated |

Cable data

Contacts 5 Stereo, male socket, solder, front fastened, silver plated contacts

Electrical values

| | |
|-----------------------|--------------------|
| Rated voltage | 60 V |
| Rated impulse voltage | 500 V |
| Pollution degree | 1 |
| Overvoltage category | I |
| Material group | III |
| Rated current (40°C) | 6 A |
| Volume resistivity | ≤ 5 mΩ |
| EMV compliance | shielded |
| Degree of protection | IP 67 |
| Mechanical operation | >500 mating cycles |



Product Male socket, solder, front fastened
Area M16 connectors IP 67

serie 423/ 723/ 425

Pole 5 stereo
Article number 09 0119 80 05

Date: 2014-07-20 - Page 2 of 2

Installation instructions / Mounting cutout

