

Product Area Female socket, dip solder, front fastened  
M16 connectors IP 67

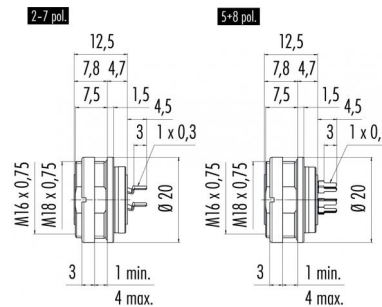
serie 423/ 723/ 425

Pole 4  
Article number 09 0112 99 04

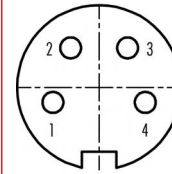
illustration



scale drawing



Contact Arrangement



	X	Y
1	-3,32	-1,08
2	-2,05	2,83
3	2,05	2,83
4	3,32	-1,08

You can find the assembly instruction on the next page.

Technical data

Common values

Connector Design	Female socket
Connector locking system	Screw
Termination	dip solder
Wire gauge (mm)	-
Wire gauge (AWG)	-
Upper temperature	+95 °C
Lower temperature	-40 °C

Material


Material of contact	CuSn (bronze)
Contact plating	Au (gold)
Material of contact body	PBT (UL 94 V-0)
Material of housing	zinc diecasting, nickel plated

Cable data

Contacts 4, female socket, dip solder, front fastened, 2 - 8 Contacts, gold plated contacts

Electrical values

Rated voltage	250 V
Rated impulse voltage	1500 V
Pollution degree	1
Overvoltage category	I
Material group	III
Rated current (40°C)	6 A
Volume resistivity	≤ 3 mΩ
EMV compliance	shielded
Degree of protection	IP 67
Mechanical operation	>500 mating cycles



Product Female socket, dip solder, front fastened  
Area M16 connectors IP 67

serie 423/ 723/ 425

Pole 4  
Article number 09 0112 99 04

Date: 2014-07-20 - Page 2 of 2

Installation instructions / Mounting cutout

