

Product Male socket, solder, front fastened
Area M16 connectors IP 67

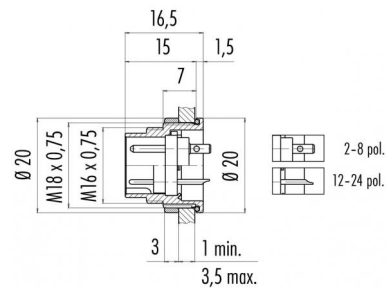
serie 423/ 723/ 425

Pole 2
Article number 09 0103 80 02

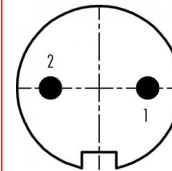
illustration



scale drawing



Contact Arrangement



	X	Y
1	3,50	0,00
2	-3,50	0,00

You can find the assembly instruction on the next page.

Technical data

Common values

Connector Design	Male socket
Connector locking system	Screw
Termination	solder
Wire gauge (mm)	0,75 mm ²
Wire gauge (AWG)	20
Upper temperature	+95 °C
Lower temperature	-40 °C

Material


Material of contact	CuZn (brass)
Contact plating	Ag (silver)
Material of contact body	PBT (UL 94 V-0)
Material of housing	zinc diecasting, nickel plated

Cable data

Contacts 2, male socket, solder, front fastened, silver plated contacts

Electrical values

Rated voltage	250 V
Rated impulse voltage	1500 V
Pollution degree	1
Overvoltage category	I
Material group	III
Rated current (40°C)	7 A
Volume resistivity	≤ 5 mΩ
EMV compliance	shielded
Degree of protection	IP 67
Mechanical operation	>500 mating cycles



Product Male socket, solder, front fastened
Area M16 connectors IP 67

serie 423/ 723/ 425

Pole 2
Article number 09 0103 80 02

Date: 2014-07-20 - Page 2 of 2

Installation instructions / Mounting cutout

