

Product Area Male socket, dip solder
M9 connectors IP 40

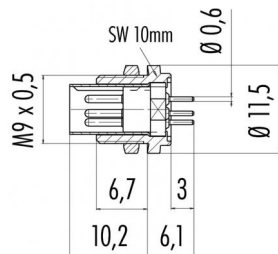
serie 711

Pole 4
Article number 09 0081 20 04

illustration

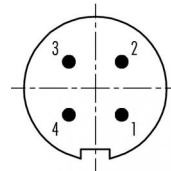


scale drawing



max. Wandstärke: 1,5 mm
max. wall thickness: 1,5 mm

Contact Arrangement



	X	Y
1	1,11	-1,11
2	1,11	1,11
3	-1,11	1,11
4	-1,11	-1,11

You can find the assembly instruction on the next page.

Technical data

Common values

Connector Design	Male socket
Connector locking system	Screw
Termination	dip solder
Wire gauge (mm)	-
Wire gauge (AWG)	-
Cable outlet	-
Upper temperature	+85 °C
Lower temperature	-40 °C

Electrical values

Rated voltage	125 V
Rated impulse voltage	1500 V
Pollution degree	I
Overvoltage category	II
Material group	III
Rated current (40°C)	3 A
Volume resistivity	≤ 3 mΩ
EMV compliance	not shieldable
Degree of protection	IP 40
Mechanical operation	>500 mating cycles


Material

Material of contact	CuZn (brass)
Contact plating	Au (gold)
Material of contact body	PA (UL 94 V-0)
Material of housing	CUZn (brass nickel plated)

Cable data

material housing	-
insulation single lead	-
single lead structure	-
conductor resistance	-

Contacts 4, Male socket, dip solder



Product Male socket, dip solder
Area M9 connectors IP 40

serie 711

Pole 4
Article number 09 0081 20 04

Date: 2014-07-20 - Page 2 of 2

Installation instructions / Mounting cutout

