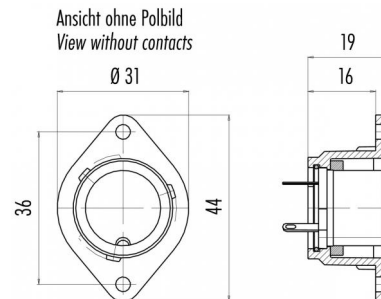


Product Area	Female socket Bayonet connectors	serie 690	Pole Article number	7 09 0066 00 07
--------------	-------------------------------------	-----------	---------------------	--------------------

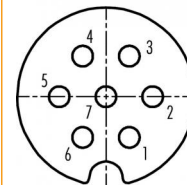
illustration



scale drawing



Contact Arrangement



	X	Y
1	2,50	-4,33
2	5,00	0,00
3	2,50	4,33
4	-2,50	4,33
5	-5,00	0,00
6	-2,50	-4,33
7	0,00	0,00

You can find the item description and assembly instruction on the next page.

Technical data

Common values

Connector Design	Female socket
Connector locking system	BayonetHocking
Termination	solder
Wire gauge (mm)	0,75 mm ²
Wire gauge (AWG)	20
Cable outlet	-
Upper temperature	+85 °C
Lower temperature	-40 °C

Material

Material of contact	CuSn (bronze)
Contact plating	Ag (silver)
Material of contact body	PBT (UL 94 V-0)
Material of housing	PBT (UL 94 V 0)

Cable data

Contacts 7, female socket

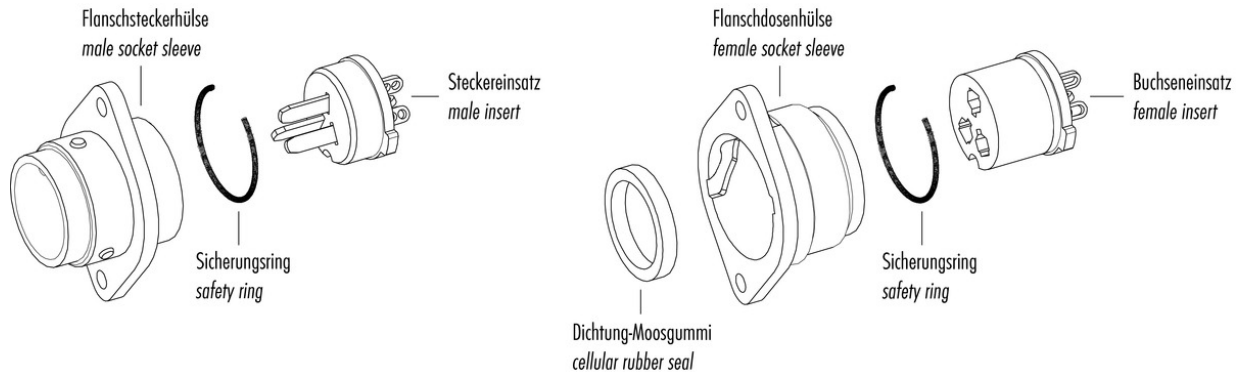
Electrical values

Rated voltage	250 V
Rated impulse voltage	2500 V
Pollution degree	I
Overvoltage category	II
Material group	III
Rated current (40°C)	5 A
Volume resistivity	≤ 5 mΩ
EMV compliance	not shielded
Degree of protection	IP 40
Mechanical operation	>500 mating cycles



Product Area	Female socket Bayonet connectors	serie 690	Pole Article number	7 09 0066 00 07
--------------	-------------------------------------	-----------	---------------------	--------------------

Item description



Installation instructions / Mounting cutout

