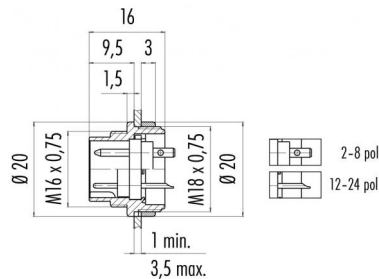


Product Area	Male socket, solder M16 connectors IP 40	serie 581 / 680 / 682	Pole Article number	14 09 0053 00 14
--------------	---------------------------------------------	-----------------------	---------------------	---------------------

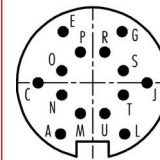
illustration



scale drawing



Contact Arrangement



	X	Y
A	-2,50	-4,00
C	-4,25	0,00
E	-2,30	4,00
G	2,30	4,00
J	4,25	0,00
L	2,50	-4,00
M	-0,95	-2,40
N	-2,40	-0,95
O	-2,40	0,95
P	-0,95	2,40
R	0,95	2,40
S	2,40	0,95
T	2,40	-0,95
U	0,95	-2,40

You can find the assembly instruction on the next page.

Technical data

Common values

Connector Design	Male socket
Connector locking system	Screw
Termination	solder
Wire gauge (mm)	0,25 mm <sup>2</sup>
Wire gauge (AWG)	24
Upper temperature	+85 °C
Lower temperature	-40 °C

Material


Material of contact	CuZn (brass)
Contact plating	Au (gold)
Material of contact body	PBT (UL 94 V-0)
Material of housing	zinc diecasting, nickel plated

Cable data

Contacts 14, male socket, solder, gold plated contacts

Electrical values

Rated voltage	60 V
Rated impulse voltage	500 V
Pollution degree	1
Overvoltage category	I
Material group	III
Rated current (40°C)	3 A
Volume resistivity	≤ 3 mΩ
EMV compliance	shielded
Degree of protection	IP 40
Mechanical operation	>500 mating cycles



Product  
Area

Male socket, solder  
M16 connectors IP 40

serie 581/ 680/ 682

Pole  
Article number

14  
09 0053 00 14

Installation instructions / Mounting cutout

