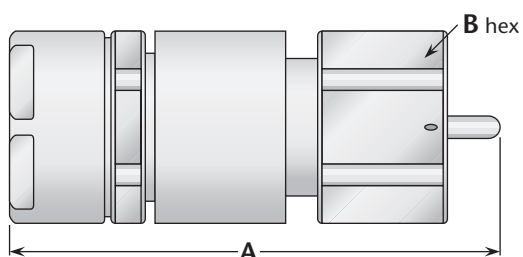
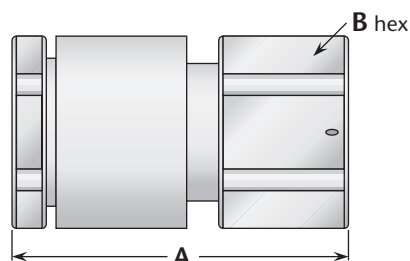


## Straight Plug—for Flexible Cable



**Figure 1**  
(LC series)

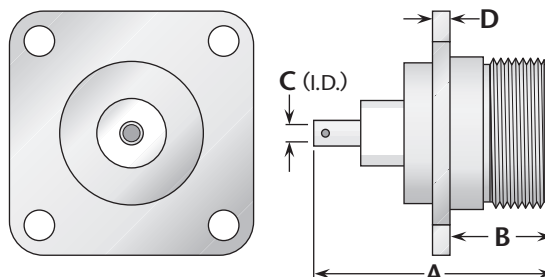


**Figure 2**  
(LT series; uses cable center conductor as contact)

Cable Group	Figure	Dimensions		Plating		Delta P/N	Assembly Procedure/Trim Code
		A	B	Body	Contact		
17, 18	1	3.50	1.5	Nickel	Silver	UG-154B/U	***
20	2	3.03	1.5	Nickel	—	UG-532A/U	***

## Panel Receptacles

**Figure 1**  
(LC series, Teflon insulator)



**Figure 2**  
(LC series, pressurized, Teflon insulator)

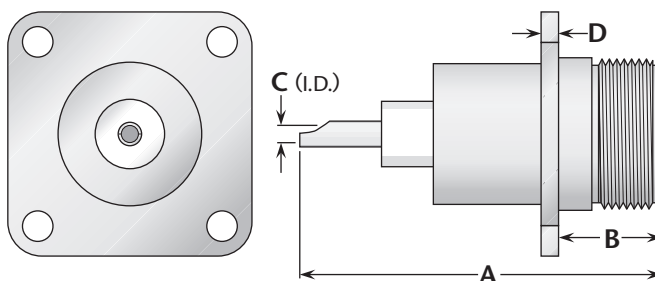


Figure	Dimensions				Mounting Figure	Plating		Delta P/N
	A	B	C	D		Body	Contact	
1	2.25	1.13	.187	.125	45	Nickel	Silver (C)	UG-352/U
2	3.06	.88	.203	.125	45	Nickel	Silver (C)	UG-352B/U

See page 204 for cable groups. • \*\*\*Contact factory for cable assembly instructions.  
(C) in contact plating column indicates captive contact. • See page 203 for mounting dimensions.  
See page 6 for alternate body plating information.

**Note:** Not all LC series plugs and jacks are intermateable.  
Contact factory for compatibility information on specific plug/jack combinations.