

Bulkhead and Panel Receptacles

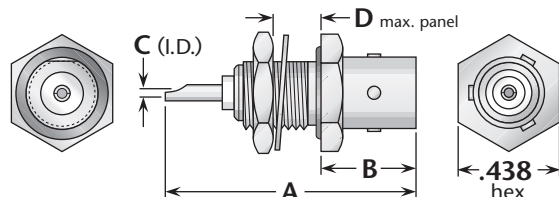


Figure 1
(Bulkhead jack, front mount, with mounting gasket)

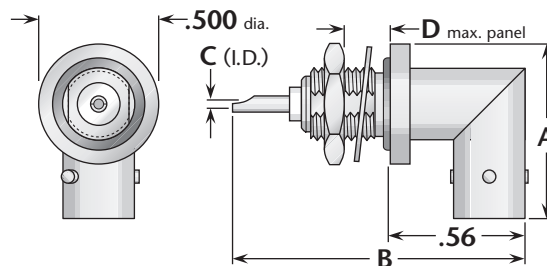


Figure 2
(Right angle bulkhead jack, front mount, with mounting gasket)

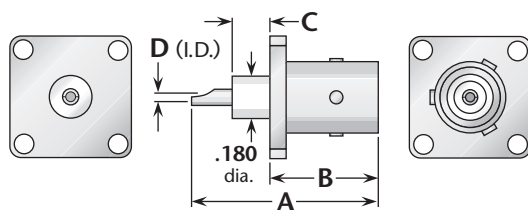


Figure 3
(Panel mount jack)

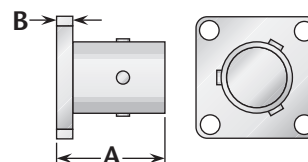


Figure 4
(Panel mount dummy receptacle)

Figure	Dimensions				Mounting Figure	Plating		Delta P/N
	A	B	C	D		Body	Contact	
1	1.11	.40	.040	.25	66	Gold	Gold (C)	UG-1365/U
2	.73	1.28	.040	.25	84	Gold	Gold (C)	4422-000-G840-1
3	.78	.45	.160	.040	04	Gold	Gold (C)	4413-000-G041
4	.47	.085	—	—	09	Silver	—	4463-000-A000

Bulkhead Mounted Jack-Jack Adapter (Connects two plugs)

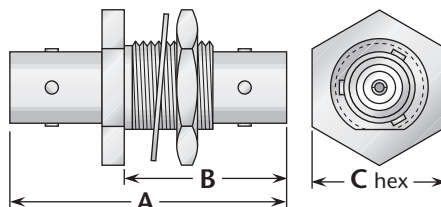


Figure 1

Figure	Dimensions			Max. Panel	Mounting Figure	Plating		Delta P/N
	A	B	C			Body	Contact	
1	1.20	.80	.562	.25	62	Gold	Gold (C)	4444-000-G628

See page 203 for mounting dimensions. • (C) in contact plating column indicates captive contact.