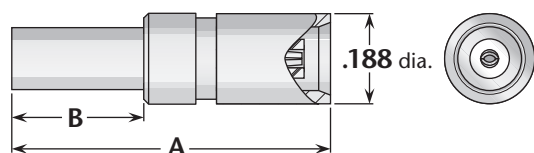
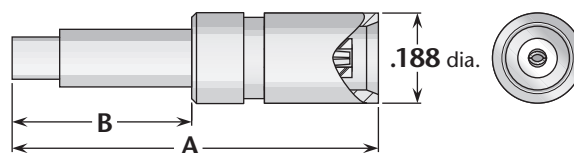


## Straight Cable Jacks



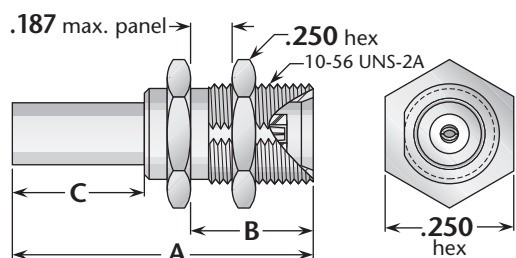
**Figure 1**  
(Crimp type for flexible cable)



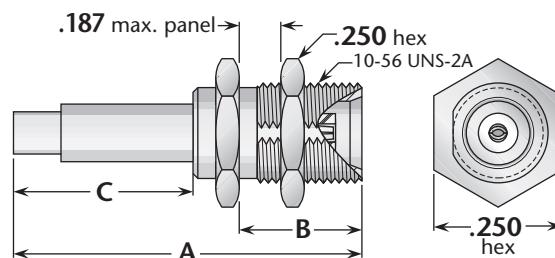
**Figure 2**  
(Crimp type for flexible cable)

Cable Group	Figure	Dimensions		Plating		Delta P/N	Assembly Procedure/ Trim Code
		A	B	Body	Contact		
9	1	.66	.27	Gold*	Gold (C)	9810-037-G001-500	B/34
10	1	.66	.27	Gold*	Gold (C)	9810-100-G001-500	B/34
11	2	.78	.37	Gold*	Gold (C)	9810-038-G001-500	B/35

## Straight Bulkhead Jack—For Flexible Cable



**Figure 1**  
(Crimp type for flexible cable)



**Figure 2**  
(Crimp type for flexible cable)

Cable Group	Fig.	Dimensions			Mounting Figure	Plating		Delta P/N	Assembly Procedure/ Trim Code
		A	B	C		Body	Contact		
9	1	.69	.307	.27	68	Gold*	Gold (C)	9819-037-G681-500	B/36
10	1	.69	.307	.27	68	Gold*	Gold (C)	9819-100-G681-500	***
11	2	.79	.307	.37	68	Gold*	Gold (C)	9819-038-G681-500	***

\* Also available with nickel-plated body—change G in Delta part number to N. • See page 203 for mounting dimensions.  
(C) in contact plating column indicates captive contact. • See page 204 for cable groups.  
Assembly procedures start on page 205. • \*\*\*Contact factory for assembly procedures.