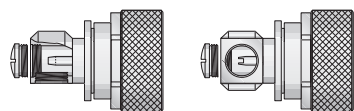
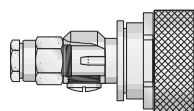


The Delta Versatile Combination Connector System

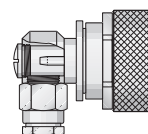
By purchasing VersaCom body assemblies and cable fittings, you can easily assemble straight or right angle connectors as needed—eliminating separate stocks of complete connectors with different body styles and cable attachments



Body assembly (plug type, side and bottom views)



Body assembly and clamp type cable fitting, combined in straight configuration



Same parts in right-angle configuration.

VersaCom Body Assemblies

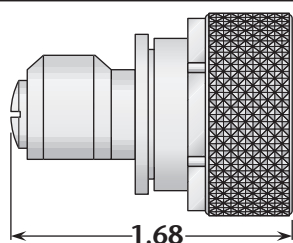


Figure 1

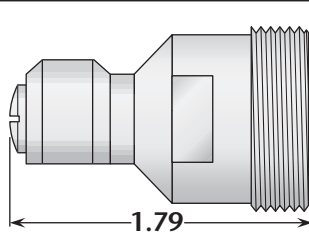


Figure 2

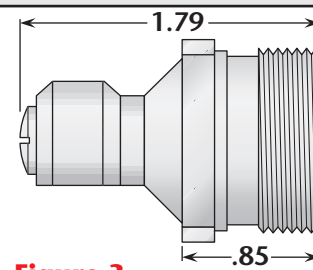
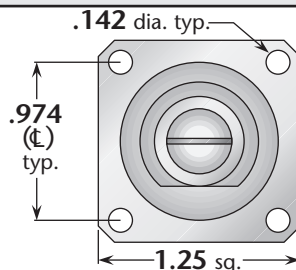


Figure 3

Body Style	Figure	Body Plating	Contact Plating	Delta P/N
Plug	1	Silver	Silver (C)	9203-000-A001
Jack	2	Silver	Silver (C)	9208-000-A001
Panel Jack	3	Silver	Silver (C)	9211-000-A911-1

Cable Fittings for VersaCom Connectors

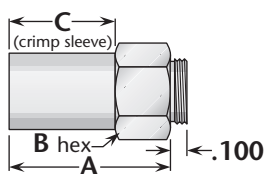


Figure 1
(Crimp type for flexible cable)

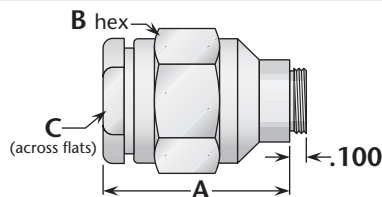


Figure 2
(Clamp type for flexible cable or solder-clamp for semi-rigid cable)

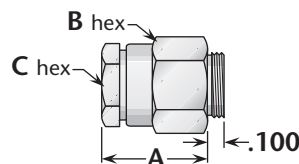


Figure 3
(Clamp type for flexible cable or solder-clamp for semi-rigid cable)

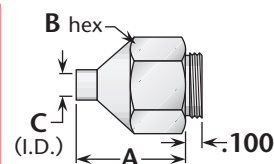


Figure 4
(Direct solder for semi-rigid cable)

Cable Group	Figure	Dimensions			Plating	Delta P/N	Assembly Procedure/Trim Code
		A	B	C			
2	1	.96	.50	.63	Silver	10-10676-01-AG	B/31
2, 3	2	1.14	.75	.625	Silver	10-10681-01-AG	A/35
3, 4	1	.96	.50	.63	Silver	10-10677-01-AG	B/31
4	2	1.14	.75	.625	Silver	10-10682-01-AG	A/35
5, 6	3	.63	.50	.437	Silver	10-10683-01-AG	A/36
5	1	.83	.50	.50	Silver	10-10678-01-AG	B/31
6	1	.83	.50	.50	Silver	10-10679-01-AG	B/31
7	1	.83	.50	.50	Silver	10-10680-01-AG	B/31
7	3	.63	.50	.437	Silver	10-10684-01-AG	A/36
12	2	1.14	.75	.625	Silver	10-10685-01-AG	***
12	4	.63	.50	.254	Silver	10-10687-01-AG	***
13	3	.63	.50	.437	Silver	10-10686-01-AG	***
13	4	.63	.50	.143	Silver	10-10688-01-AG	***

See page 204 for cable groups. • Cable assembly instructions start on page 205. • ***Contact factory for cable assembly instructions.
(C) in contact plating column indicates captive contact. • See page 6 for alternate body plating information.