

General Description

Delta G874 connectors are hermaphroditic, 50Ω impedance connectors with an interface compatible with all General Radio GR874 series connectors. This slide-on interface has been a standard for many years on a wide variety of test equipment, due to its good electrical characteristics and ease of mating.

All connectors in this series are also available with a locking interface for added mechanical security where needed. Locking and non-locking interfaces are intermateable.

Specifications

Electrical:

Nominal Impedance: 50 ohms.
Frequency Range: DC–8.5 GHz, or as noted.

Materials/Finishes:

Insulators: Teflon per ASTM D1710.
Contacts: Beryllium Copper per ASTM B196.
Contact Plating: Albaloy (see page 4 for details)

Gaskets: Silicone rubber per 2-R-765, Class II, Grade 50.
Other Metal Parts: Brass per ASTM B16, Nickel plated per QQ-N-290, or Albaloy plated.

Interface Kit

Figure 1
(Non-locking)

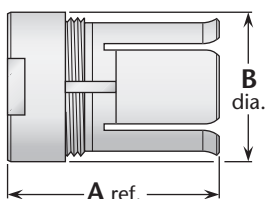


Figure 2
(Locking)

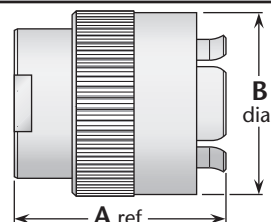


Figure	Dimensions		Plating	Delta P/N
	A	B		
1	1.09	.81	See specifications	2801-000-N000-1
2	1.12	.99	See specifications	2801-000-N000

Cable Connector—Crimp Type for Flexible Cable

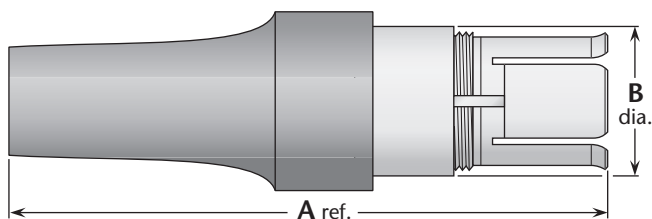


Figure 1
(Non-locking)

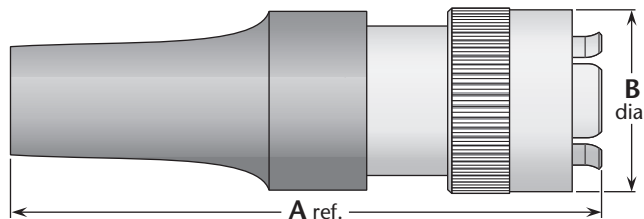


Figure 2
(Locking)

Cable Group	Figure	Dimensions		Plating	Delta P/N	Assembly Procedure/ Trim Code
		A	B			
2, 3	1	3.27	.81	See specifications	2802-002-F001-1	***
2, 3	2	3.27	.99	See specifications	2802-002-F001	***
5, 6	1	3.27	.81	See specifications	2802-012-N001-1	***
5, 6	2	3.27	.99	See specifications	2802-012-N001	***
7	1	3.27	.81	See specifications	2802-021-N001-1	***
7	2	3.27	.99	See specifications	2802-021-N001	***
9	1	3.27	.81	See specifications	2802-037-N001-1	***
9	2	3.27	.99	See specifications	2802-037-N001	***

See page 204 for cable groups. • ***Contact factory for cable assembly instructions. • Change N in part numbers to Q for Albaloy body.