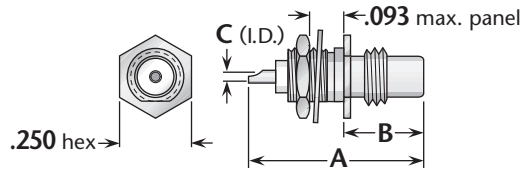
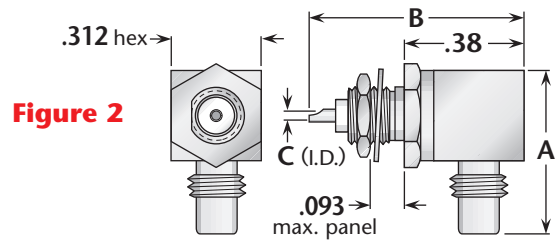


## Bulkhead Jack Receptacles



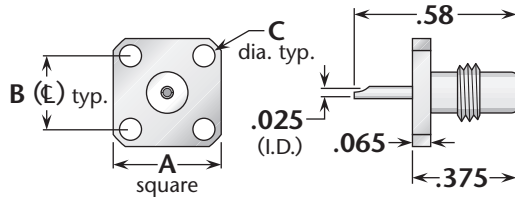
**Figure 1**



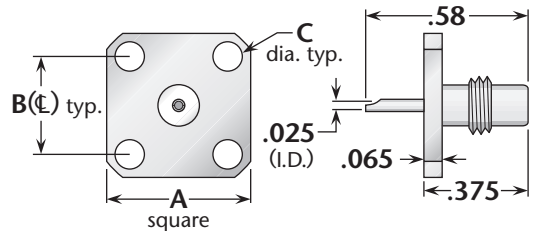
**Figure 2**

Figure	Dimensions			Mounting Figure	Plating		Delta P/N
	A	B	C		Body	Contact	
1	.59	.265	.035	68	Gold	Gold (C)	2520-000-G681
1	.59	.265	.035	68	Nickel	Gold (C)	2520-000-N681
2	.59	.75	.022	68	Gold	Gold (C)	2522-000-G681
2	.59	.75	.022	68	Nickel	Gold (C)	2522-000-N681

## Panel Jack Receptacle



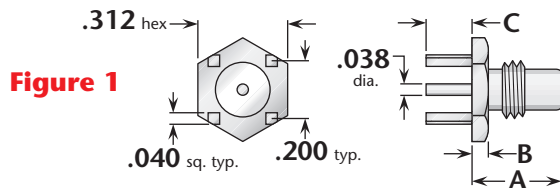
**Figure 1**  
(3/8" square flange)



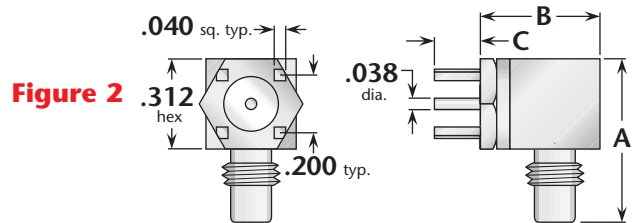
**Figure 2**  
(1/2" square flange)

Figure	Dimensions			Mounting Figure	Plating		Delta P/N
	A	B	C		Body	Contact	
1	.375	.232	.093	91A	Gold	Gold (C)	2513-000-G911
1	.375	.232	.093	91A	Nickel	Gold (C)	2513-000-N911
2	.500	.340	.102	05	Gold	Gold (C)	2513-000-G051
2	.500	.340	.102	05	Nickel	Gold (C)	2513-000-N051

## Printed-Circuit Board Receptacles



**Figure 1**



**Figure 2**

Figure	Dimensions			Max. Board	Mounting Figure	Plating		Delta P/N
	A	B	C			Body	Contact	
1	.300	.060	.155	.100	PCB06	Gold	Gold (C)	2568-000-G001
1	.300	.060	.155	.100	PCB06	Nickel	Gold (C)	2568-000-N001
2	.59	.375	.155	.100	PCB06	Gold	Gold (C)	2570-000-G00E
2	.59	.375	.155	.100	PCB06	Nickel	Gold (C)	2570-000-N00E

See page 203 for mounting dimensions. • (C) in contact plating column indicates captive contact.