

Straight and Right Angle Plugs—For Flexible Cable

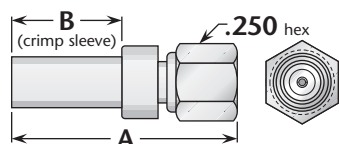


Figure 1
(Crimp type)

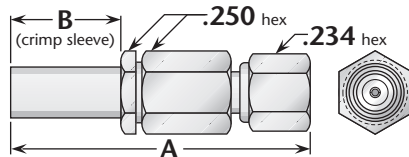


Figure 2
(Crimp type)

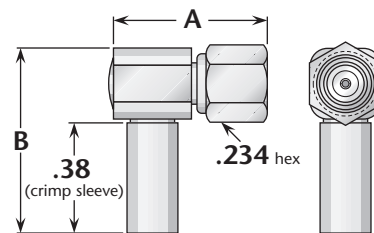


Figure 3
(Crimp type)

Cable Group	Figure	Dimensions		Plating		Delta P/N	Assembly Procedure/ Trim Code
		A	B	Body	Contact		
9	1	.80	.38	Gold	Gold	2503-037-G000	B/28
9	1	.80	.38	Nickel	Gold	2503-037-N000	B/28
9	2	1.03	.38	Gold	Gold (C)	2502-045-G001-1	***
9	2	1.03	.38	Nickel	Gold (C)	2502-045-N001-1	***
9	3	.56	.63	Gold	Gold (C)	2507-037-G001	B/29
9	3	.56	.63	Nickel	Gold (C)	2507-037-N001	B/29
10	1	.80	.38	Gold	Gold	2503-100-G000	B/28
10	1	.80	.38	Nickel	Gold	2503-100-N000	B/28
10	2	1.03	.38	Gold	Gold (C)	2502-100-G000-1	***
10	2	1.03	.38	Nickel	Gold (C)	2502-100-N000-1	***
10	3	.56	.63	Gold	Gold (C)	2507-100-G001	B/29
10	3	.56	.63	Nickel	Gold (C)	2507-100-N001	B/29
11	1	.80	.38	Gold	Gold	2503-038-G000	B/28
11	1	.80	.38	Nickel	Gold	2503-038-N000	B/28
11	2	1.03	.38	Gold	Gold (C)	2502-038-G001-1	***
11	2	1.03	.38	Nickel	Gold (C)	2502-038-N001-1	***
11	3	.56	.63	Gold	Gold (C)	2507-038-G001	B/29
11	3	.56	.63	Nickel	Gold (C)	2507-038-N001	B/29

Bulkhead Jack—For Flexible Cable

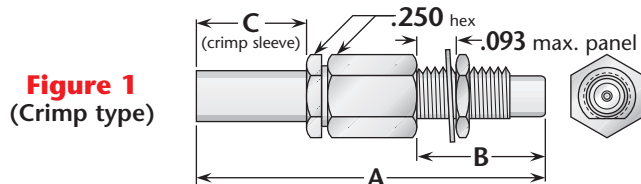


Figure 1
(Crimp type)

Cable Group	Fig.	Dimensions			Mounting Figure	Plating		Delta P/N	Assembly Procedure/ Trim Code
		A	B	C		Body	Contact		
9	1	1.17	.426	.38	68	Gold	Gold (C)	2519-037-G681	***
9	1	1.17	.426	.38	68	Nickel	Gold (C)	2519-037-N681	***
10	1	1.17	.426	.38	68	Gold	Gold (C)	2519-100-G681	***
10	1	1.17	.426	.38	68	Nickel	Gold (C)	2519-100-N681	***
11	1	1.17	.426	.38	68	Gold	Gold (C)	2519-038-G681	***
11	1	1.17	.426	.38	68	Nickel	Gold (C)	2519-038-N681	***

See page 204 for cable groups. • Assembly procedures start on page 205. • ***Contact factory for cable assembly instructions.
See page 203 for mounting dimensions. • (C) in contact plating column indicates captive contact.