

Panel Plug Receptacle—Tab Contact

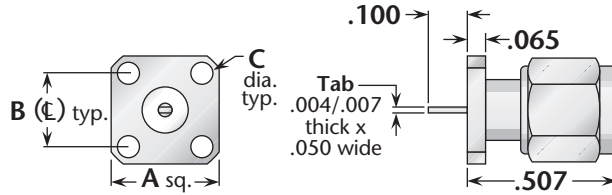


Figure 1
(3/8" square flange)

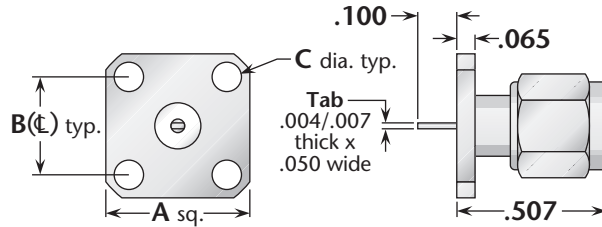


Figure 2
(1/2" square flange)

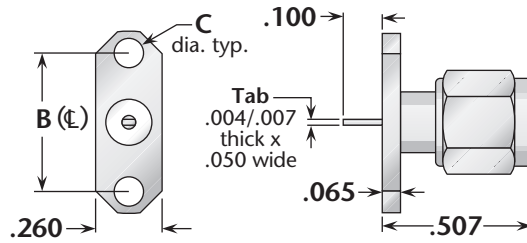


Figure 3
(2-hole flange)

Figure	Dimensions			Mounting Figure	Plating		Delta P/N
	A	B	C		Body	Contact	
1	.375	.250	.067	91	Gold	Gold	1359-000-G910-2
1	.375	.250	.067	91	Passivated	Gold	1359-000-K910-2
1	.375	.250	.067	91	Gold	Gold (C)	1359-000-G911-14
1	.375	.250	.067	91	Passivated	Gold (C)	1359-000-K911-14
2	.500	.340	.102	05	Gold	Gold	1359-000-G050-5
2	.500	.340	.102	05	Passivated	Gold	1359-000-K050-5
2	.500	.340	.102	05	Gold	Gold (C)	1359-000-G051-45
2	.500	.340	.102	05	Passivated	Gold (C)	1359-000-K051-45
3	.625	.481	.102	92A	Gold	Gold	1359-000-G920-1
3	.625	.481	.102	92A	Passivated	Gold	1359-000-K920-1
3	.625	.481	.102	92A	Gold	Gold (C)	1359-000-G921-19
3	.625	.481	.102	92A	Passivated	Gold (C)	1359-000-K921-19

See page 203 for mounting dimensions. • (C) in contact plating column indicates captive contact (epoxy captivated).
All items available with other flange, contact, and insulator configurations.