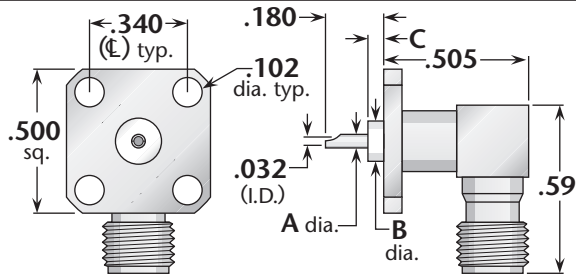
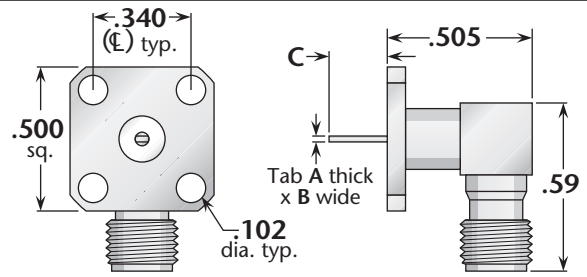


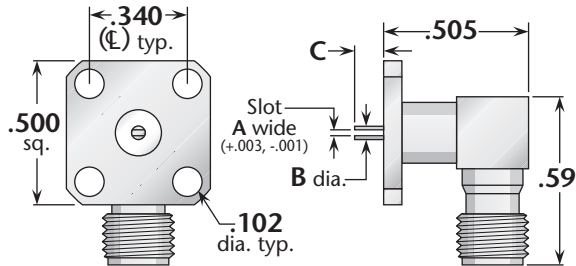
**Right Angle Panel Jack Receptacle**



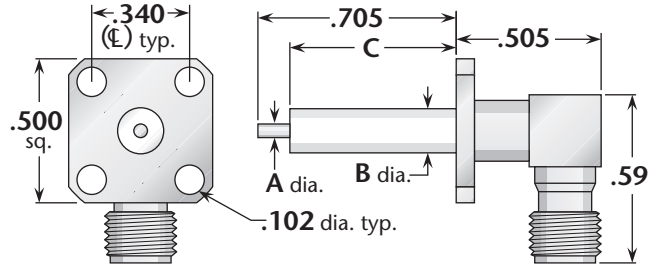
**Figure 1** (Solder pot contact)



**Figure 2** (Tab contact)



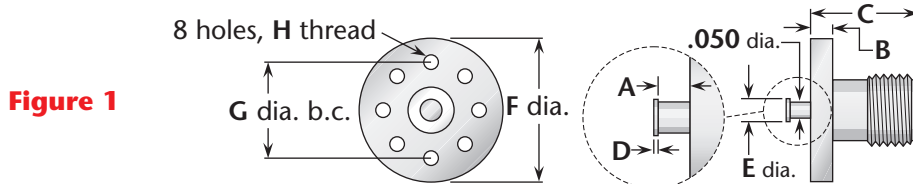
**Figure 3** (Slotted contact)



**Figure 4** (Post contact)

Figure	Dimensions			Mounting Figure	Plating		Delta P/N
	A	B	C		Body	Contact	
1	.050	.162	.062	05	Gold	Gold (C)	1315-000-G050
1	.050	.162	.062	05	Passivated	Gold (C)	1315-000-K050
2	.004/.007	.050	.100	05	Gold	Gold (C)	1364-000-G051-15
2	.004/.007	.050	.100	05	Passivated	Gold (C)	1364-000-K051-15
3	.012	.050	.102	05	Gold	Gold (C)	1366-000-G051-17
3	.012	.050	.050	05	Passivated	Gold (C)	1366-000-K051-17
3	.018	.050	.050	05	Gold	Gold (C)	1366-000-G051-18
3	.018	.050	.050	05	Passivated	Gold (C)	1366-000-K051-18
3	.036	.050	.050	05	Gold	Gold (C)	1366-000-G051-19
3	.036	.050	.050	05	Passivated	Gold (C)	1366-000-K051-19
4	.050	.162	.590	05	Gold	Gold (C)	1364-000-G051-16
4	.050	.162	.590	05	Passivated	Gold (C)	1364-000-K051-16

**Stripline Receptacle**



**Figure 1**

Figure	Dimensions								Plating		Delta P/N
	A	B	C	D	E	F	G	H	Body	Contact	
1	.031	.085	.375	.010	.072	.562	.438	#2-56	Gold	Gold	1357-000-G000-12
1	.031	.085	.375	.010	.072	.562	.438	#2-56	Passivated	Gold	1357-000-K000-12
1	.063	.085	.375	.010	.072	.562	.438	#2-56	Gold	Gold	1357-000-G000-2
1	.063	.085	.375	.010	.072	.562	.438	#2-56	Passivated	Gold	1357-000-K000-2
1	.125	.085	.375	.010	.072	.562	.438	#2-56	Gold	Gold	1357-000-G000-6
1	.125	.085	.375	.010	.072	.562	.438	#2-56	Passivated	Gold	1357-000-K000-6

See page 203 for mounting dimensions. • (C) in contact plating column indicates captive contact. All items available with other flange, contact, and insulator configurations.